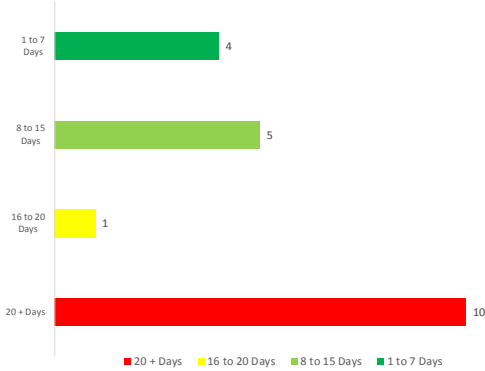


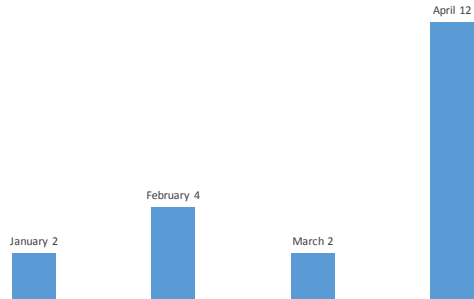
Procurement Australia - April Dashboard



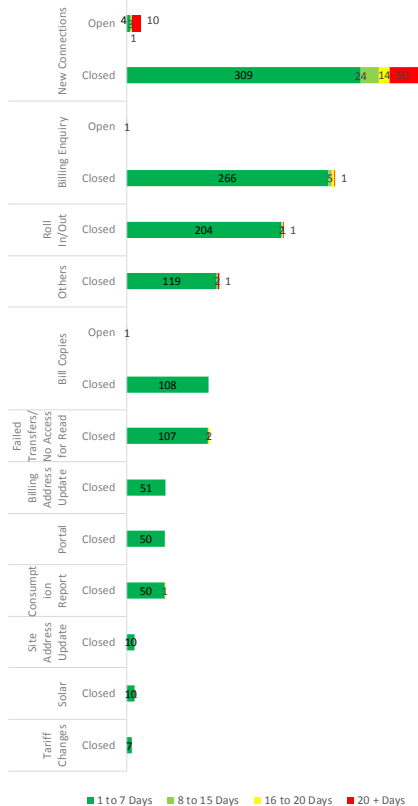
Open Cases Counted By Ageing : 20



Open Cases Counted by Ageing (Month Created) : 20



Case Types Counted by Status & Ageing



Closed Case Summary - April 2019

	1-7 Days	8-15 Days	16-20 Days	20+ Days
Case Count	349	8	4	6
Actual %	95.1%	2.2%	1.1%	2%

Closed Cases Summary 2019 : 1632

