



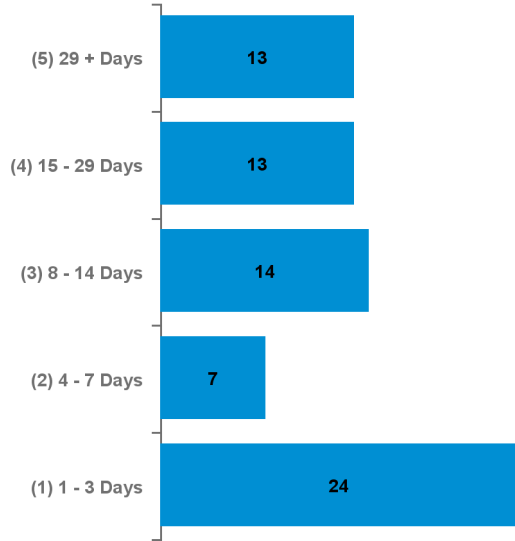
# CMS Dashboard - Business Customers

CHURCH RESOURCES

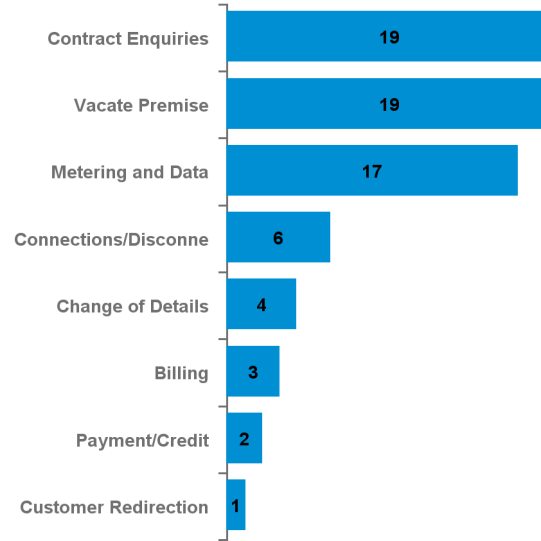
## Closed Case Summary - Past 30 days

	1. 0 - 7 Days	2. 8 - 15 Days	3. 16 - 20 Days	4. 20 + Days
Case Count	21	11	2	4
Actual %	55%	84%	89%	100%

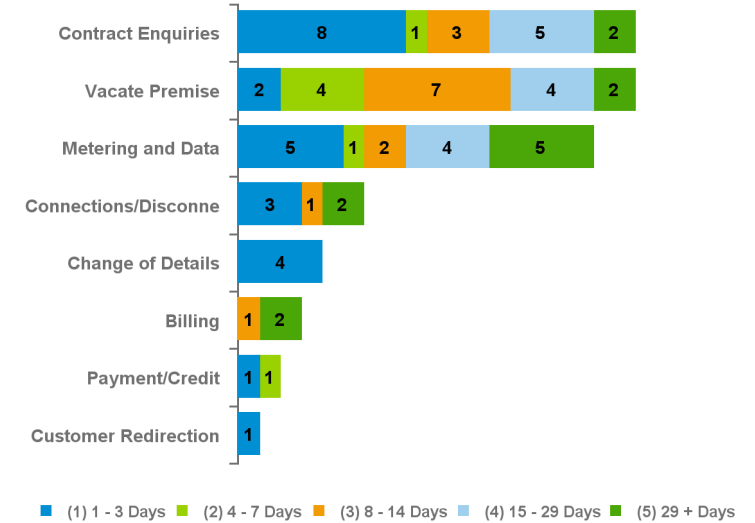
## Open Case Count by Ageing : 71



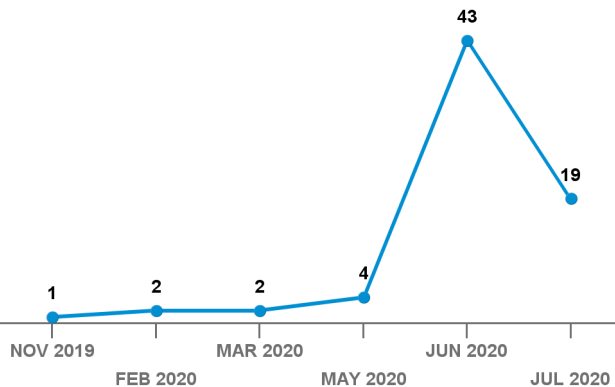
## Case Count by Category : 71



## Case Count by Category & Ageing : 71



## Open Case Count by Ageing (Month Created) : 71



## Closed Case Summary - Past 12 Months - By Age : 1,495

